


Headbox

C211-C304 and F212-F406



The headboxes are equipped with a separator, to make it easy to access the top sheaves. Just loosen the separator, which also works as a locking plate, and the sheaves can easily be lifted up for inspection or replacement. This means that you can replace the sheaves without unstepping the mast and removing the headbox. The separator is slightly angled at its front end to lead the spinnaker halyard on to the sheave. The headbox fitting has a gently rounded halyard lead for a masthead spinnaker or gennaker. Conventional spinnaker arrangement with one or two halyard blocks is, of course, still an option.

An instrument base is available for both straight and angled tops. The instrument base is designed to make it easy to dismantle the mid section when you need to access the mast top sheaves.



Well organised and easily accessible.



Separator locks sheaves and also controls spinnaker halyard.






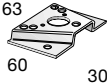

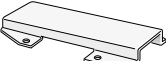
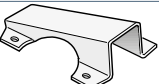
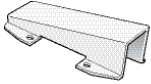


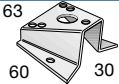
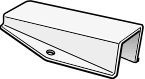





Top access, without unstepping the mast and removing the headbox.



Mid section of instrument base easily removed to access top sheaves.

Headbox fittings

	Art. No.	Description	Dimensions length x width mm	Notes
	508-268-01	Instrument base	197 x 74	For 0° headbox Fractional rig C211-C304 Masthead rig C175-C285, F176-F286
	508-268-02	Instrument base	197 x 74	For 15° headbox C211-C304, F194-F305
	508-314-01	Aerial bracket assy	155x86x20	For 0° headbox
	508-521-01	Windex crane	136 x 74	Incl. pop rivets (4.8 x 16.5) to be fitted on aft edge of headbox. For 15° headboxes, bend crane for horizontal position.
	508-558	Windex base on top of "Aqua" tricolour (white) lamp.	Ø 58	
	508-562-01	For tricolour lamp and anchor light.	60 x 30 x 63	For 0° headbox All sections
	508-526-01	Instrument base	100 x 55	For 0° headbox All sections
	508-561-01	Instrument base	180 x 65	For 0° headbox All sections
	508-527-01	Instrument base	105 x 55	For 15° headbox All sections
	508-541-01	Instrument base	180 x 65	For 15° headbox All sections
	508-549-01	Windex and anchor light base.	20 x 30	For 15° headbox All sections
	508-551-01	Windex extension	60	
	508-560-01	Bases for tricolour lamp and anchor light.	60 x 30 x 63	For 15° headbox All sections (except C304 and F305)
	508-563-01	Instrument base	100 x 40	For 15° headbox All sections (except C304 and F305)
	508-556-01	Instrument base including 2 supports.	550 x 80	To be combined with the following brackets: For 0° headbox 508-526, 508-561, 508-268-01 For 15° headbox 508-527, 508-541, 508-563, 508-268-02
	508-559-01	Instrument base including 2 supports.	800 x 80	
	508-176-02	2 port and starboard wings with support strut.	Length = 500 mm	For 0° headbox without base. For 15° headbox shall base 508-541 be used.