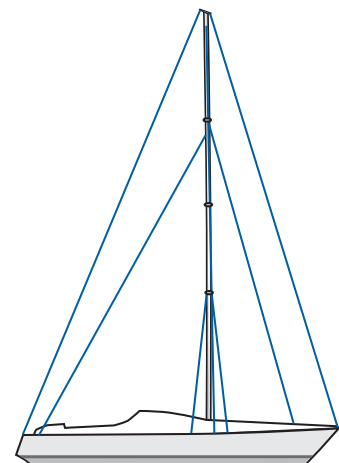


Running backstay attachments



Adding a cutter stay to a masthead rig

Running backstays may be necessary if a cutter stay for a storm jib or staysail is fitted.

Option 1:

The cutter stay is located 3-6% of the height of the foretriangle below the existing forestay. In this case, running backstays are not required to tension the cutter stay.

Option 2:

The cutter stay is located more than 6% of the height of the foretriangle below the existing forestay. In this case, running backstays are necessary. The forestay fitting should be fitted within 1000 mm of the spreaders, with the running backstays preferably 300-500 mm above. Whichever option is chosen, the amount of material cut out from the mast may be over-concentrated in a small area. Please contact Seldén Mast for advice on the correct fastenings and the correct location of the fastenings, as well as the hal-yard control system.

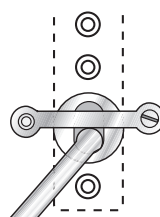
Conventional fittings for running backstay

Mast section	Art. No. Wire dia., 8/10 mm pin dia., 14 mm
C245	518-031-32
C264	518-031-33
C285	518-031-34
C304	518-031-35
C321	518-031-14
C365	518-031-13
E224	518-031-02
E237	518-031-03
E274	518-031-04
F246	518-031-26
F265	518-031-29
F286	518-031-27
F305	518-031-27
F324	518-031-12
F376	518-031-11
R260	518-031-05
R290	518-031-07



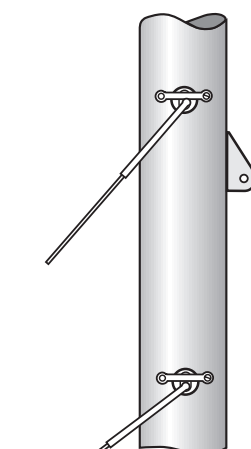
Conventional tang.

Backing plate including securing strap



T-terminal backing plate + strap.

Wire dia., mm	Art. No.	Mast profile
3	507-553-02	All
4	507-551-02	
5	507-552-02	
6	507-600-02	
7	507-601-02	
8	507-582-02	C245
10	507-583-12	
10	507-583-13	
10	507-583-15	C285 - C365 F246 - F370



Running backstay and checkstay.

T/Eye toggle for rope runners

Wire dia., mm	Art. No.
3	174-136
4	174-137
5	174-138
6	174-139
7	174-140
8	174-141



When replacing traditional wire runners with lightweight runners, in for example Dyneema, keep your existing backing plate and add a T/Eye toggle.