

# Furlex TD


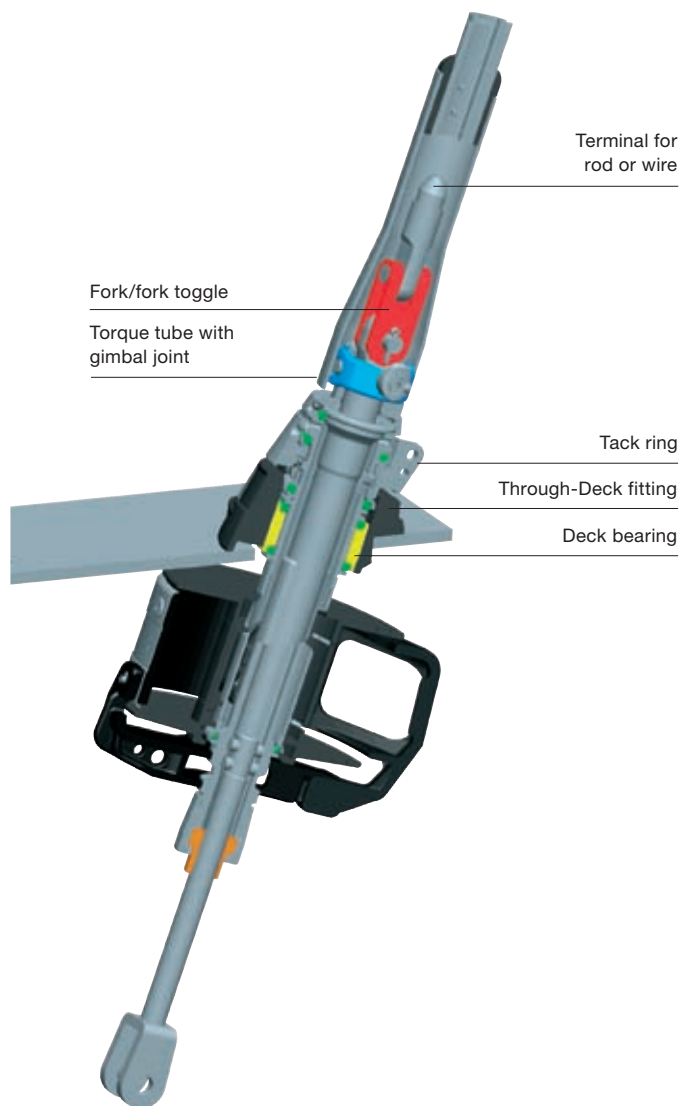
(Through-Deck)

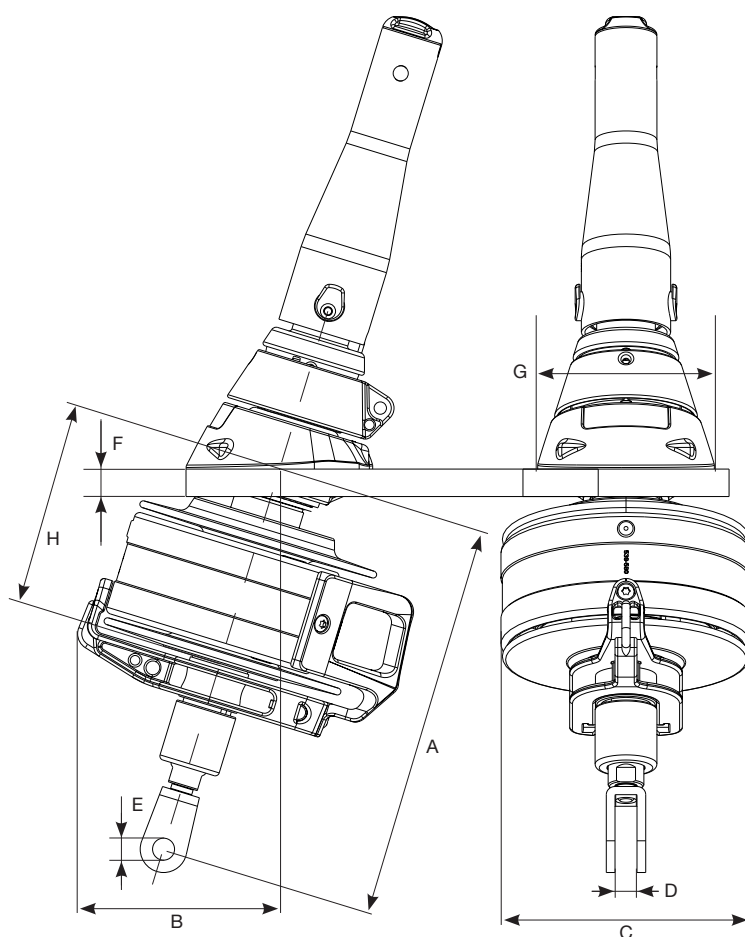



Maximize your luff length and gain performance by a through deck installation. The free turn of the tack swivel is the same as in all other Furlex models. The tack fitting, however, is fixed to the deck. This gives you a more efficient trim of the sail. More space on the foredeck will be an extra bonus!

The Furlex TD is designed for mounting through the deck. A torque tube with gimbal joint allows for full toggle articulation of the forestay. With the Furlex TD you avoid having lots of water splashing into your anchor well. The very small amount of water that seeps through is easily handled by a normal drainage.

The Furlex TD is designed for installation on a wide range of yachts. The fork under the drum is extendable to reach down to the forestay attachment below deck.





Type	Forestay dimension, mm	Max forestay length (m)*	Art. No.
200TD	6	10.4	031-021-41
	6	12.8	031-021-42
	6	15.2	031-021-43
	7	12.8	031-021-44
	7	15.2	031-021-45
	7	17.6	031-021-46
	8	15.2	031-021-47
	8	17.6	031-021-48
300TD	8	15.2	039-027-41
	8	17.6	039-027-42
	10	15.2	039-027-43
	10	17.6	039-027-44
	10	20.0	039-027-45
400TD	12	17.4	049-034-41
	12	19.8	049-034-42
	12	22.2	049-034-43
	14	19.8	049-034-44
	14	22.2	049-034-45

Type	A mm	B mm	C mm	D, mm (forestay dia., mm)	E, mm (forestay dia., mm)	F max. mm	G mm	H mm
200TD	290-450	150	182	14 (6 and 7) 16 (8)	14 (6 and 7) 16 (8)	20	130	150
300TD	330-490	170	214	21.5 (8 and 10)	16 (8 and 10)	20	142	175
400TD	440-630	210	255	22 (12 and 14)	20 (12 and 14)	26	194	210

\* From deck to attachment in mast.