

GENNAKER BOWSPRIT

- Gives the gennaker more clear air
- Facilitates rapid gybing
- Always ready for quick extension
- Makes for fast and efficient gennaker handling
- Improves performance when gennaker sailing
- Can be fitted to most yachts
- Available in carbon or aluminium

Extendable gennaker bowsprit sold as a kit for deck mounting. Just fit the two stainless steel pad eyes to the deck in line with the bow bracket. The bracket is a stainless ring with a low friction polyamide inner lining through which the bowsprit slides into its "active" position. After the gennaker is doused, the bowsprit can slide back and be secured to the aft eye. If required, it can be quickly removed and stowed securely below.

The gennaker tackline runs through the bowsprit, entering and leaving via well rounded holes, and then aft to the cockpit. An alternative is to fit an external tack block at the outboard end.

The kit includes:

- Aluminium or carbon bowsprit section
- Inboard end fitting with plunger
- Outboard end fitting
- 2 stainless steel pad eyes
- Instructions



Spring-loaded locking device for safe and easy handling.







Bowsprit kits

	Description	Dimension (mm)		Art. No.
Aluminium	G072	Ø72/72	L=< 2080 mm	072-072-70
	G075	Ø75/75	L=< 2230 mm	075-075-70
	G087	Ø87/87	L=< 2270 mm	087-087-70
	G099	Ø99/99	L=< 3160 mm	099-099-70
Carbon	GC076	Ø76/76	L=< 3000 mm	076-076-70
	GC088	Ø88/88	L=< 3000 mm	088-088-70
	GC089	Ø89/89	L=< 3000 mm	089-089-70
	GC100	Ø100/100	L=< 3000 mm	100-100-70
	GC101	Ø101/101	L=< 3000 mm	101-101-70



Bow brackets

		Bowsprit, diameter (mm)	Art. No.
	Stainless steel bow bracket with PA inner lining. To be bolted to deck or rail.	Ø 72/72	508-783-01
		Ø 75/75 Ø 76/76	508-783-02
		Ø 87/87 Ø 88/88 Ø 89/89	508-783-04
		Ø 99/99 Ø 100/100 Ø 101/101	508-794-05
	Stainless steel bow ring with PA inner lining. Can be welded to bow anchor fitting or sturdy pulpit.	Ø 72/72	508-758-01
		Ø 75/75 Ø 76/76	508-758-02
		Ø 87/87 Ø 88/88 Ø 89/89	508-758-04
		Ø 99/99 Ø 100/100 Ø 101/101	508-757-05
	Stainless steel bow fitting with PA inner lining bushing. Can be integrated with some bow anchor fittings (e.g. Jeanneau). Width of base: 175 mm. Fitted with Ø 12 mm bolt.	Ø 72/72	508-782-01
		Ø 75/75 Ø 76/76	508-782-02
		Ø 87/87 Ø 88/88 Ø 89/89	508-782-04
	90° bracket and bow ring for assembly on bow anchor fitting.	Ø 72/72	508-834-11
		Ø 75/75 Ø 76/76	508-834-12
		Ø 87/87 Ø 88/88 Ø 89/89	508-834-14
		Ø 99/99 Ø 100/100 Ø 101/101	508-834-15



Bow bracket integrated with bow anchor fitting.

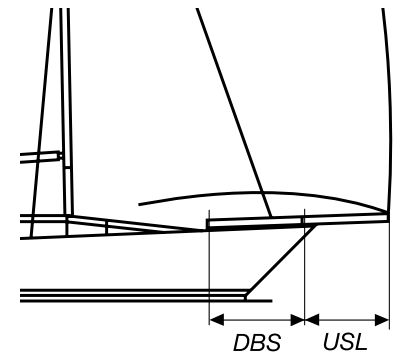


Side mounted installation on stem head anchor fitting.



Dimensioning for gennaker, Aluminium

RM 30° (kNm)	Approx. displ. (tonnes)	G072		G075		G087		G099	
		Max USL	Min DBS	Max USL	Min DBS	Max USL	Min DBS	Max USL	Min DBS
8	1.7	1500	580						
10	2.1	1500	580						
12	2.4	1500	580						
14	2.8	980	580						
16	3.1	890	580	1580	600				
18	3.4	820	580	1450	600				
20	3.7	760	580	1340	600				
25	4.5	650	580	1140	600	1460	700	1930	800
30	5.2	570	580	1000	600	1280	700	1690	800
35	5.9	510	580	900	600	1150	730	1510	880
40	6.7	460	580	820	610	1040	780	1380	930
45	7.3			750	650	960	830	1270	990
50	8.0			700	700	890	890	1170	1050
55	8.7			650	750	830	960	1100	1120
60	9.3			610	810	780	1030	1030	1200
65	10.0			580	880	740	1130	970	1280
70	10.6					700	1220	920	1380
75	11.3					670	1350	880	1500
80	11.9					640	1490	840	1640
85	12.5					610	1650	800	1780
90	13.1							770	1960
95	13.8							740	1)
100	14.4							720	1)
105	15.6							690	1)
110	16.0							670	1)
115	16.1							650	1)
120	16.7							630	1)
125	17.3							610	1)
130	17.9							600	1)
135	18.5							580	1)
140	19.0							570	1)
145	19.6							550	1)
150	20.2							540	1)
155	21							530	1)



DBS = Distance between support.
USL = Unsupported length.



Bold numbers mean min DBS is limited by bowing capacity. If a custom bowing is used, the min DBS is 8 x pole diameter.
1) No standard bow bracket is available. If a custom bowing is used, the min DBS is 8 x pole diameter.

Dimensioning for Code 0, Aluminium

RM 30° (kNm)	Approx. displ. (tonnes)	G072		G075		G087		G099	
		Max USL	Min DBS	Max USL	Min DBS	Max USL	Min DBS	Max USL	Min DBS
8	1.7	580	580	1020	600	1300	700	1720	820
10	2.1	490	580	870	600	1110	740	1460	890
12	2.4	430	580	760	640	980	830	1280	970
14	2.8	390	580	680	710	870	910	1150	1070
16	3.1	350	580	620	800	790	1010	1050	1190
18	3.4	330	580	570	900	730	1150	960	1310
20	3.7	300	580	530	1030	680	1310	890	1470
25	4.5			450	1530	580	1970	760	2050
30	5.2			400	1)	510	1)	760	1)
35	5.9							600	1)
40	6.7							540	1)

Bold numbers mean min DBS is limited by bowing capacity. If a custom bowing is used, the min DBS is 8 x pole diameter.
1) No standard bow bracket is available. If a custom bowing is used, the min DBS is 8 x pole diameter.

Dimensioning for gennaker, Carbon

RM 30° (kNm)	Approx. displ. (tonnes)	GC076		GC088		GC089		GC100		GC101	
		Max USL	Min DBS	Max USL	Min DBS	Max USL	Min DBS	Max USL	Min DBS	Max USL	Min DBS
8	1.7	1500	610								
10	2.1	1500	610								
12	2.4	1500	610	1500	700						
14	2.8	1490	610	1500	700						
16	3.1	1360	610	1500	700						
18	3.4	1240	610	1500	700	1500	710				
20	3.7	1150	610	1500	700	1500	710				
25	4.5	980	610	1300	700	1470	710	1500	800		
30	5.2	860	610	1140	700	1290	710	1500	800		
35	5.9	770	610	1020	700	1150	730	1500	870		
40	6.7	700	610	930	700	1050	780	1430	970	1500	1010
45	7.3	650	610	860	740	970	840	1320	1030	1500	1170
50	8.0	600	610	800	800	900	900	1220	1090	1470	1310
55	8.7	560	650	740	850	840	970	1140	1170	1380	1410
60	9.3	530	700	700	930	790	1040	1070	1240	1290	1500
65	10.0	500	760	660	1000	740	1130	1010	1340	1220	1610
70	10.6			630	1100	700	1220	960	1440	1160	1740
75	11.3			600	1210	670	1350	910	1550	1100	1880
80	11.9					640	1490	870	1690	1050	2040
85	12.5					610	1650	840	1860	1010	2240
90	13.1							800	2040	970	2470
95	13.8							770	1)	930	1)
100	14.4							740	1)	900	1)
105	15.6							720	1)	870	1)
110	16.0							700	1)	840	1)
115	16.1							670	1)	810	1)
120	16.7							650	1)	790	1)
125	17.3							640	1)	770	1)
130	17.9							620	1)	750	1)
135	18.5							600	1)	730	1)
140	19.0							590	1)	710	1)
145	19.6							570	1)	690	1)
150	20.2							560	1)	670	1)
155	21							550	1)	660	1)
160	22									640	1)
165	24									630	1)
170	25									620	1)
175	26									600	1)

Bold numbers mean min DBS is limited by bowing capacity. If a custom bowing is used, the min DBS is 8 x pole diameter.

1) No standard bow bracket is available. If a custom bowing is used, the min DBS is 8 x pole diameter.

Dimensioning for Code 0, Carbon

RM 30° (kNm)	Approx. displ. (tonnes)	GC076		GC088		GC089		GC100		GC101	
		Max USL	Min DBS	Max USL	Min DBS	Max USL	Min DBS	Max USL	Min DBS	Max USL	Min DBS
8	1.7	880	610	1160	705	1310	710	1500	800		
10	2.1	750	610	990	705	1120	750	1500	920		
12	2.4	660	610	870	730	980	830	1330	1010	1500	1140
14	2.8	590	620	780	810	880	920	1190	1110	1440	1340
16	3.1	530	680	710	910	800	1030	1090	1230	1310	1480
18	3.4	490	770	650	1020	730	1150	1000	1360	1210	1650
20	3.7	460	890	600	1160	680	1310	930	1530	1120	1840
25	4.5			520	1770	580	1970	790	2130	950	2570
30	5.2							690	1)	840	1)
35	5.9							620	1)	750	1)
40	6.7							570	1)	680	1)
45	7.3							520	1)	630	1)
50	8.0									580	1)
55	8.7									540	1)
60	9.3									510	1)

Bold numbers mean min DBS is limited by bowing capacity. If a custom bowing is used, the min DBS is 8 x pole diameter.

1) No standard bow bracket is available. If a custom bowing is used, the min DBS is 8 x pole diameter.