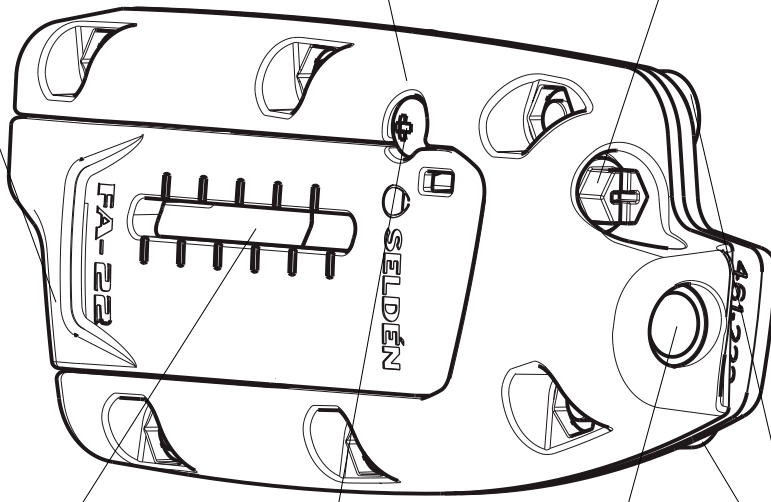


Batten receptacles

Each size of the adjustable batten receptacles is available in two models to ensure correct fit on round, flat and rectangular battens.

Safety cord secures the cover to the body.

The FA-models have access to the adjustment screw both front and rear which enables adjustment of the batten even when the sail is flaked on the boom. The adjustment screw is compatible with multiple screw heads.



M10 thread.

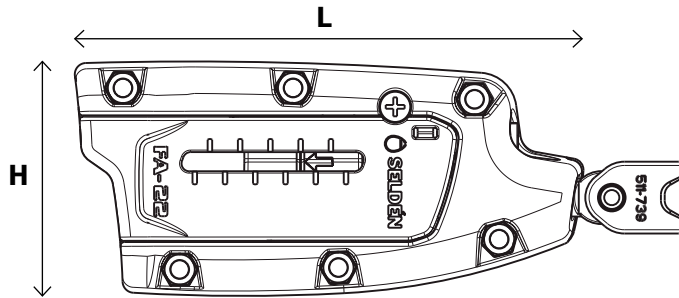
Indicators to record batten tension for the ultimate trim.

Easy set up and removal of batten with sliding cover and a locking screw. No need to fully release the screw to remove the cover.

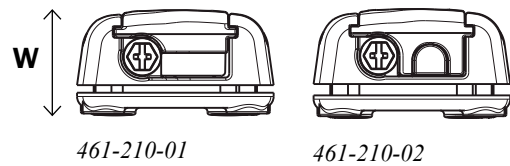
Protecting collar at the backing plate prevents the forward screw heads to chafe on the mast surface.

Batten receptacle fitting

The fittings are designed to be used with toggle M10 stud (511-712-01, 511-727-02 or 511-739-01).



The adjustable batten receptacles are available for either round or rectangular battens.



Batten receptacle range

Type Dimensions L x H x W (mm)	Art. No.	Batten sizes (mm)		Batten receptacle	Adj. length (mm)	Stud dim.
		Round	Flat			
P-30 85x56x18	461-237-01	Ø10	5.5x31		-	M10
P-40	461-235-01	Ø10	5.5x41		-	M10
A-17 125x52x28	461-210-01	-	6.5x18		38	M10
	461-210-02	Ø8	-			
FA-22 134x62x20	461-220-01	-	9.5x23		33	M10
	461-220-02	Ø10	-			
FA-30 134x72x20	461-230-01	-	6.5x31		36	M10
	461-230-02	Ø12	-			