

ORDER GUIDE

Seldén Power Supply and SEL-Bus system



Content	Page
Introduction	3
1. PSU-Start pack	3
2. Emergency stop	4
3. Drive unit control pack(s)	5
Furlex Electric	6
Synchronized Furling	7
E40i	8
E-Series winch 40	9
E-Series winch 46 & 52	10
E-Series winch 60 & 66	11
4. Optional items	12
Optional cables/cable lengths	13
5. Examples of installations	14

POWERED BY  **SEL Bus**[®]

**ELECTRIC WINCHES
MAST MOTOR**

CXe

SMF

SYNCHRONIZED MAIN FURLING

FURLEX
electric

Seldén Power Supply and SEL-Bus system

Introduction

Choose one PSU Start pack per boat and one Control pack per drive unit. The packages are designed to include the minimum items necessary for a complete, standard installation. For systems with many drive units or long cable distances, additional cable lengths and sizes might be needed. See section 3 for additional items list. All items listed in the packages are also available to purchase separately.

Seldén Power Supply and SEL-Bus system can be extended at any time by adding extra drive unit(s) and respective control pack.

1. PSU start pack

One PSU start pack is normally needed per boat.
Choose the package by battery voltage (for fuse/switch).

Art. No.	Description		PSU Start pack 12V 532-800-20	PSU Start pack 24V 532-800-30	PSU Start pack (Excl. fuse)* 532-800-40
532-800-10	Power supply unit (PSU)		1	1	1
532-488	Main switch/fuse 100A, (12v)		1	-	-
532-492	Main switch/fuse 60A, (24v)		-	1	-
532-835	SEL-Bus terminal, Female.	<i>Ends of backbone</i> 	1	1	1
532-836	SEL-Bus terminal, Male		1	1	1
532-839	SEL-Bus T-connector (Female/Female/Male)	<i>Connects drop cables to backbone</i> 	1	1	1
531-101	SEL-Bus cable (Female/Male) 0,3M	<i>Drop cable/Backbone</i> 	1	1	1
531-104	SEL-Bus cable (Female/Male) 5M		2	2	2
531-048-10	Power Cable Pack, 2x9m**	<i>6mm² (yellow/dark blue) Connects PSU to MCU(s)</i>	1	1	1
597-275-E	I:MANUAL, EL.SYSTEM INSTALL.		1	1	1






*If fuse or integrated fuse/switch other than Seldén is used. Recommended size 12V= 120-160A (fast), or 24V=100-120A (slow), 24V=60-75A (fast) or 50-60A (slow).

**Max total length of power cable (plus and minus) from PSU to MCU is 18m (2 x 9m). If longer cables are needed, increase cable area to 10 mm². See section 3.

2. Emergency stop

It is recommended that every PSU is connected to an emergency stop. Select the required emergency stop pack depending on the voltage and power requirements of the system.

The power requirement for a SEL-Bus system is 100A for each PSU in a 12V installation and 50A for each PSU in a 24V installation.

Art. No.	Description		EMERGENCY STOP PACK		
			12V 100A 540-648-10	24V 100A 540-648-20	12/24V250A 540-648-30
540-648	Emergency stop button		1	1	1
540-649-01	Guard for Emergency stop button		1	1	1
532-498	Relay 12V 100A		1	-	-
532-499	Relay 24V 100A		-	1	-
532-599	Relay 12/24V 250A		-	-	1

3. Drive Unit Control pack(s)

Select one control pack for each drive unit. A "drive unit" is an electrically powered function such as a Furlex Electric, CXe, Electric winches, etc. Choose the package by function, size and push button option.






Art. No.	Description		CONTROL PACK CXe25 & CXe45	
			532-815-70	Excl. buttons 532-815-71
532-815-24	MCU (Motor Control Unit) CXe25/CXe45		1	1
540-459-89	Push buttons CXe, IN/OUT		1	-
532-827-01	SEL-Bus Push button converter for CXe25/CXe45 (excl buttons)		1	1
532-839	SEL-Bus T-connector (Female/Female/Male)		2	2
531-102	SEL-Bus cable (Female/Male), 1 M		1	1
531-103	SEL-Bus cable (Female/Male), 2 M		1	1

Furlex Electric



CONTROL PACK FURLEX ELECTRIC			200/204E			300/304E			400/404E		
			Genoa	Cutter	Excl. buttons	Genoa	Cutter	Excl. buttons	Genoa	Cutter	Excl. buttons
Art. No.	Description		532-815-60	532-815-61	532-815-62	532-815-63	532-815-64	532-815-65	532-815-66	532-815-67	532-815-68
532-815-20	MCU (Motor Control Unit) Furlex 200/204E		1	1	1	-	-	-	-	-	-
532-815-21	MCU (Motor Control Unit) Furlex 300/304E		-	-	-	1	1	1	-	-	-
532-815-22	MCU (Motor Control Unit) Furlex 400/404E		-	-	-	-	-	-	1	1	1
540-459-06	Push button assembly GENOA IN/OUT		1	-	-	1	-	-	1	-	-
540-459-09	Push button assembly CUTTER IN/OUT		-	1	-	-	1	-	-	1	-
532-827-01	SEL-Bus Push button converter for Furlex (excl buttons)		1	1	1	1	1	1	1	1	1
532-839	SEL-Bus T-connector (Female/Female/Male)		2	2	2	2	2	2	2	2	2
531-102	SEL-Bus cable (Female/Male), 1 M		1	1	1	1	1	1	-	-	-
531-103	SEL-Bus cable (Female/Male), 2 M		1	1	1	1	1	1	2	2	2

Synchronized Main Furling







To be able to use SMF (Synchronized Main Furling), the motor controller for the electric mast motor must be paired up with a suitable motor controller for the winch. The tables on page 8-11 show what SMF synchronized motor controller to select for the winch, based on the size of the mast motor RB, RC, RD and the winch.

Description	Art. No.		Mast Motor					
			RB		RC		RD	
			532-815-72	Exc. buttons 532-815-73	532-815-75	Exc. buttons 532-825-76	532-815-78	Exc. buttons 532-815-79
MCU (Motor Control Unit), Mast Motor RB	532-815-33		1	1	-	-	-	-
MCU (Motor Control Unit), Mast Motor RC	532-815-34		-	-	1	1	-	-
MCU (Motor Control Unit), Mast Motor RD	532-815-35		-	-	-	-	1	1
Push button assembly MAIN IN/OUT	540-459-07		1	-	1	-	1	-
SEL-Bus Push button converter for electric furling mast (excl buttons)	532-827-02		1	1	1	1	1	1
SEL-Bus T-connector (Female/Female/Male)	532-839		2	2	2	2	2	2
SEL-Bus cable (Female/Male), 1 M	531-102		1	1	1	1	1	1
SEL-Bus cable (Female/Male), 2 M	531-103		1	1	1	1	1	1

E40i







Description	Art. No.		E40i					
			BASIC		SMF SYNC RB		SMF SYNC RC	
			532-815-80	Excl. buttons 532-815-81	532-815-82	Excl. buttons 532-825-83	532-815-85	Excl. buttons 532-815-86
MCU (Motor Control Unit), BASIC	532-815-40		1	1	-	-	-	-
MCU (Motor Control Unit), SMF SYNC RB	532-815-41		-	-	1	1	-	-
MCU (Motor Control Unit), SMF SYNC RC	532-815-42		-	-	-	-	1	1
Push button assembly for winch, 1-2	540-457-01		1	-	1	-	1	-
SEL-Bus Push button converter for Winch (excl buttons)	532-827-01		1	1	1	1	1	1
Button protection panel	540-482		1	-	1	-	1	-
SEL-Bus T-connector (Female/Female/Male)	532-839		2	2	2	2	2	2
SEL-Bus cable (Female/Male), 1 M	531-102		1	1	1	1	1	1
SEL-Bus cable (Female/Male), 2 M	531-103		1	1	1	1	1	1

E-Series winch 40

Description	Art. No.		E40					
			BASIC		SMF SYNC RB		SMF SYNC RC	
			532-825-01	Excl. buttons 532-825-02	532-825-03	Excl. buttons 532-825-04	532-825-05	Excl. buttons 532-825-06
MCU (Motor Control Unit), BASIC	532-815-44		1	1	-	-	-	-
MCU (Motor Control Unit), SMF SYNC RB	532-815-45		-	-	1	1	-	-
MCU (Motor Control Unit), SMF SYNC RC	532-815-46		-	-	-	-	1	1
Push button assembly for winch, 1/2	540-457-01		1	-	1	-	1	-
SEL-Bus Push button converter for Winch (excl buttons)	532-827-01		1	1	1	1	1	1
Button protection panel	540-482		1	-	1	-	1	-
SEL-Bus T-connector (Female/Female/Male)	532-839		2	2	2	2	2	2
SEL-Bus cable (Female/Male), 1 M	531-102		1	1	1	1	1	1
SEL-Bus cable (Female/Male), 2 M	531-103		1	1	1	1	1	1


 Not available for the time being

E-Series winch 46 & 52

Description	Art. No.		E46/E52							
			BASIC		SMF SYNC RB		SMF SYNC RC		SMF SYNC RD	
			532-825-07	532-825-08 Excl. buttons	532-825-09	532-825-10 Excl. buttons	532-825-11	532-825-12 Excl. buttons	532-825-13	532-825-14 Excl. buttons
MCU (Motor Control Unit), BASIC	532-815-47		1	1	-	-	-	-	-	-
MCU (Motor Control Unit), SMF SYNC RB	532-815-48		-	-	1	1	-	-	-	-
MCU (Motor Control Unit), SMF SYNC RC	532-815-49		-	-	-	-	1	1	-	-
MCU (Motor Control Unit), SMF SYNC RD	532-815-43		-	-	-	-	-	-	1	1
Push button assembly for winch, 1-2	540-457-01		1	-	1	-	1	-	1	-
SEL-Bus Push button converter for Winch (excl buttons)	532-827-01		1	1	1	1	1	1	1	1
Button protection panel	540-482		1	-	1	-	1	-	1	-
SEL-Bus T-connector (Female/Female/Male)	532-839		2	2	2	2	2	2	2	2
SEL-Bus cable (Female/Male), 1 M	531-102		1	1	1	1	1	1	1	1
SEL-Bus cable (Female/Male), 2 M	531-103		1	1	1	1	1	1	1	1

E-Series winch 60 & 66

			E60/E66					
			BASIC		SMF SYNC RC		SMF SYNC RD	
			532-825-15	Excl. buttons 532-825-16	532-825-17	Excl. buttons 532-825-18	532-825-19	Excl. buttons 532-825-20
MCU (Motor Control Unit), BASIC	532-815-50		1	1	-	-	-	-
MCU (Motor Control Unit), SMF SYNC RC	532-815-51		-	-	1	1	-	-
MCU (Motor Control Unit), SMF SYNC RB	532-815-52		-	-	-	-	1	1
Push button assembly for winch, 1-2	540-457-01		1	-	1	-	1	-
SEL-Bus Push button converter for Winch (excl buttons)	532-827-01		1	1	1	1	1	1
Button protection panel	540-482		1	-	1	-	1	-
SEL-Bus T-connector (Female/Female/Male)	532-839		2	2	2	2	2	2
SEL-Bus cable (Female/Male), 1 M	531-102		1	1	1	1	1	1
SEL-Bus cable (Female/Male), 2 M	531-103		1	1	1	1	1	1

 Not available for the time being

4. Optional items

Flat button panel, stainless steel for 1 button. 56x56 mm Excl. button	540-461-01		<i>Panel to be used if buttons are mounted in a laminate thicker than 5mm</i>
Flat button panel, stainless steel for 2 buttons. 100x56 mm Excl. buttons	540-462-01		
Button protection panel, black polyamide 96x53 mm, (For 2 buttons)	540-482		<i>Buttons are recessed to decrease risk of involuntary activation. Included by default in control pack for winches</i>
Connection box with cable glands	532-487-01		<i>Connector for connection cables (drive unit to MCU). IP66. Included by default in Furlex Electric above deck Basic Pack.</i>
SEL-Bus T-connector F-F-M	532-839		<i>T - Connector for SEL-Bus</i>
SEL-Bus T-Conn. Multiport, F-F-F-F-M	532-841		<i>Multiport connector for SEL-Bus.</i>

Optional cables/cable lengths

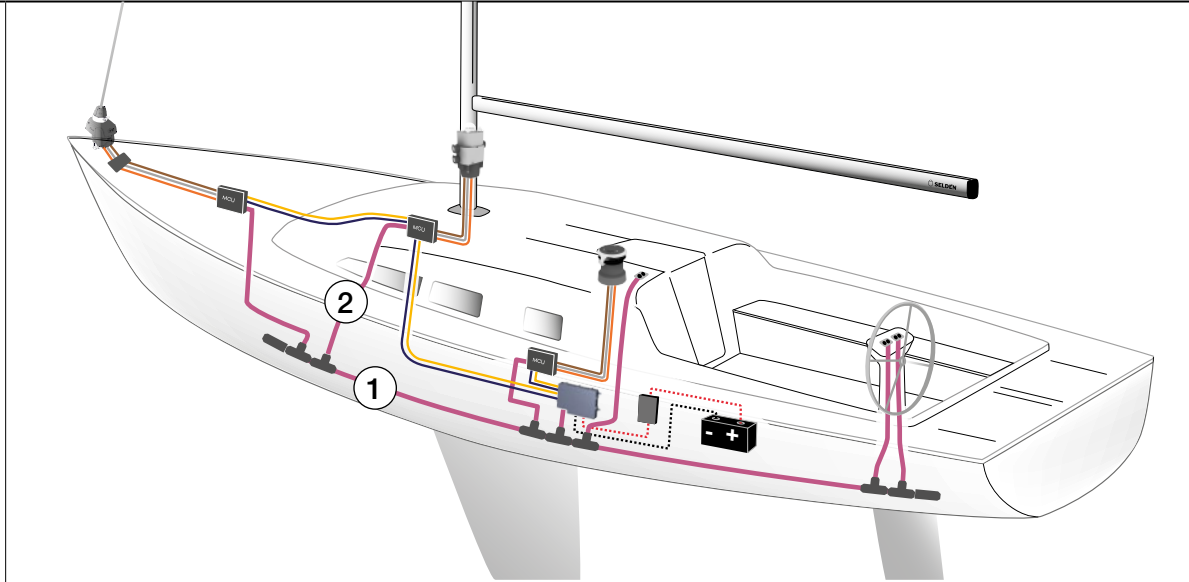
SEL-Bus cables	SEL-Bus cable (Female/Male), 0.3 M	531-101	<i>Backbone and drop cable</i>
	SEL-Bus cable (Female/Male), 1 M	531-102	
	SEL-Bus cable (Female/Male), 2 M	531-103	
	SEL-Bus cable (Female/Male), 5 M	531-104	
	SEL-Bus cable (Female/Male), 10 M	531-105	<i>Backbone only</i>

Power cables	Power cable 6mm ² , Yellow	531-048	<i>6mm², tinned cable. Sold per meter. Total max length (sum of plus and minus cables) from PSU to MCU = 18m (2x9m).</i>
	Power cable 6mm ² , Blue	531-049	
	Power cable pack 6mm ² , Yellow & Blue	531-048-10	<i>Length 2x9m</i>
	Power cable 10mm ² , Yellow	531-050	<i>10mm², tinned cable. Total max length (sum of plus and minus cables) from PSU to MCU = 40m (2x20m).</i>
	Power cable 10mm ² , Blue	531-051	
	Power cable pack 10mm ² , Yellow & Blue	531-050-10	<i>Length 2x15m, tinned cable.</i>
	Power cable pack 10mm ² , Yellow & Blue	531-050-11	<i>Length 2x20m, tinned cable.</i>

5. Examples of installation

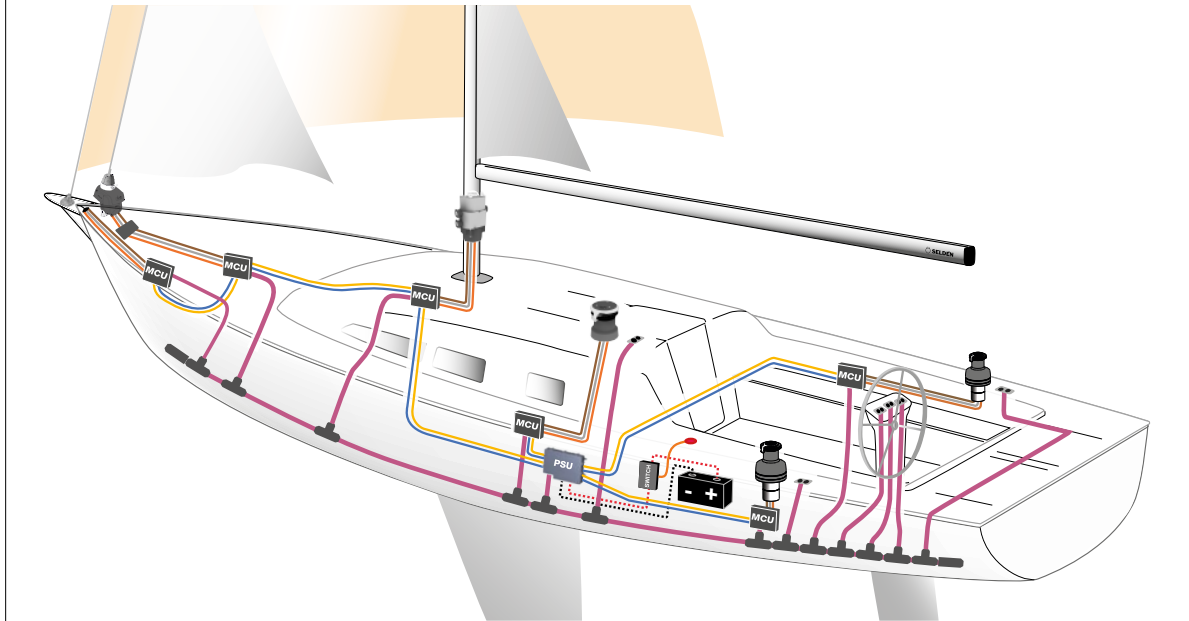
Example of installation with **Furlex Electric, E40i** and **Synchronized Main Furling**.

- ① Backbone
- ② Drop cables



Example of installation with power supply and SEL-Bus system, **CXe25** electric downwind furler, **Furlex Electric 204E**, **Synchronized Main Furling** (Electric furling mast RB and **E40i** Winch) and **E52** E-Series winches in boat with 12V power system.

QTY	Package	Description
1	532-800-20	PSU Start pack 12V
1	532-815-70	Control Pack CXe25
1	532-815-60	Control Pack Furlex 200/204E
1	532-815-72	Control Pack Main RB SYNC
1	532-815-82	Control Pack E40i RB SYNC
2	475-752-10	Control Pack E52
1	540-648-10	Emergency stop



DINGHIESKEELBOATSYACHTS

Seldén Mast AB, Sweden
Tel +46 (0)31 69 69 00
e-mail info@seldenmast.com

Seldén Mast Limited, UK
Tel +44 (0)1329 50 40 00
e-mail info@seldenmast.co.uk

Seldén Mast Inc., USA
Tel +1 843-760-6278
e-mail info@seldenus.com

Seldén Mast A/S, Denmark
Tel +45 39 18 44 00
e-mail info@seldenmast.dk

**Seldén Mid Europe B.V.,
Netherlands**
Tel +31 (0)111-698 120
e-mail info@seldenmast.nl

Seldén Mast SAS, France
Tel +33 (0)251 362 110
e-mail info@seldenmast.fr

www.seldenmast.com

The Seldén Group is the world's leading manufacturer of mast and rigging systems in carbon and aluminium for dinghies, keelboats and yachts.

Our well known brands are Seldén and Furlex. The worldwide success of Furlex has enabled us to build a network of over 750 authorised dealers covering the world's marine markets. So wherever you sail, you can be sure of fast access to our service, spare parts and know-how.

SELDÉN and FURLEX are registered trademarks of Seldén Mast AB.

