





Carbon boom fittings



	Art. No.	Description
	509-077-01	76 mm carbon inboard boom end with outhaul sheave
	509-076-01	88 mm carbon inboard boom end
	509-099	BC086 Profiled Boom Section
	614-513	Webbing strap

Our carbon inboard boom end fittings are manufactured from a carbon-friendly, lightweight, hard-wearing composite, and are designed to fit the standard Seldén carbon boom tube dimensions.

The kicker and mainsheet attachments are manufactured from webbing and Mylar, with stainless steel take-off points. They are designed to distribute the sheet and kicker loads effectively, and can be easily fitted and adjusted on the boom section.