
ART

Asymmetric
Rib Technology



2-speed Self-tailing winches

S30 S40 S46 S52 S60 S66

3-speed Electric winches

E40 E46 E52 E60 E66

POWERED BY
SELBus[®]

 **SELDÉN**



10.8 11.5
145° 142
196 18.2
-102 100

J3-A

SELDÉN

B&G
11.6 142

The mission

Develop a winch with a grip strong enough that the entire drum is not filled with turns. It must interact with the self-tailer to allow a slack sheet to be pulled easily with the line in the self-tailer. When releasing the sheet, it must slide out gently and silently. Sailors must be able to trust the grip and the release even under the hardest conditions. The surface of the drum must be kind to the line. The winch must be easy to install and to service. Both manual and electric versions with the manual winches being easy to upgrade to electric operation.

The solution

ART

Asymmetric Rib Technology

The perceived feeling of how a winch performs is very much based on the design of the drum. Preferences are very individual and depend on what function a specific winch is used for. A big challenge for any producer of winches.

Our conclusion after years of research is that the relationship between grip and release is critical. Two or three turns should provide enough grip and when releasing the line, you want it to slide out smoothly. Pulling the slack on an unloaded sheet should be possible without the risk of riding turns.



The drums we are using for our new manual and electric winches are forged and machined hard anodised aluminium with vertical ribs located in an asymmetric pattern. Any line under load will become slightly dented where it rests over a rib and if all ribs were located symmetrically, all dents would simultaneously jump to the next rib when releasing the line. And the next one, and the next one...

Ribs placed asymmetrical provide a strong grip and a harmonious release. This is ART.



S-SERIES

2-speed self-tailing winches

A new work horse, already praised by both racing and cruising sailors after two years of sea trials. The interaction between the ART drum and the self-tailer strikes the perfect balance of grip and function.




Tacking and gybing made easy

The S-series simplifies the manoeuvre of tacking and makes the handling of a highly loaded sheet safer and quicker. The grip on the winch drum combined with a unique self-tailer enables the trimmer to pull the slack out of the sheet with the line sitting in the self-tailer and with the winch handle in position. A great advantage for the racing sailor who can pre-load the sheet into the self-tailer of the windward winch prior to tacking and then sheet home and set the trim of the jib instantly on the new tack. Simply pull in the slack and turn the handle a turn or two to get full tension. The cruising sailor will appreciate simpler and safer manoeuvres by not having to hand hold a tensioned sheet whilst trying to load it into the self-tailer and searching around for the winch handle.

Technical specification

Art. No	Description	Base diameter, ø mm	Height, mm	Weight, kg	Line size, ø mm	Power Ratio		Line entry height, mm
						High gear	Low gear	
475-130-10	S30	139	150	2,9	8-12	12:1	30:1	60
475-140-10	S40	152	162	3,5		13:1	40:1	63
475-146-10	S46	184	186	5,8	8-14	15:1	52:1	75
475-152-10	S52					18:1	60:1	
475-160-10	S60	245	239	13	8-16	20:1	66:1	98
475-166-10	S66			13,1		66:1		

	Safe working load, (SWL, kN)	Type of bearings	Fasteners (countersunk screws)
S30	8,4	Delrin® roller bearing + plain bearing	M6
S40	11,2		M8
S46	12,9	Double Delrin® roller bearings	M10
S52	14,6		
S60	16,8		
S66	18,5		



Replace your old winches without drilling new holes in your boat

Optional adaptor plates with threaded and anodised holes for the Seldén S-winch are available. Use your old winch as a template to mark positions of your existing holes, drill, countersink the holes, apply grease to the bolts and fit the adaptor plate to deck. The Seldén winch fits on top with fasteners included in the kit. The plate is hard anodised black aluminium of the same diameter as the S-winch you are installing.

Art. No.	Adaptor plate for S-winch including fasteners	Thickness, mm
473-399-10	S30	7
473-499-10	S40	9
473-599-10	S46/S52	
473-699-10	S60/S66	13



RaceGRIP

The patented Race GRIP handle is designed with the most logical location of the locking mechanism - on the sides! Long release levers on the sides of the handle are pushed in as you grab the handle. This will turn the locking plate so that the handle can be engaged and disengaged rapidly.



Watch Race GRIP video



Standard

The standard handles are featuring a thumb-switch and are available in lengths of 8 or 10 inches. Rigid crank arm and a low friction knob get the job done efficiently.



Art. No.	Description	Length, inch / mm
474-501-10	Race GRIP	10 / 255
474-401-10		8 / 205
474-301-10	Standard	10 / 255
474-201-10		8 / 205



E-SERIES

Operates with three velocities for precise and efficient sail handling. The high-speed mode is an electric overdrive and perfect when pulling the slack of for instance a long and unloaded genoa or Code 0 sheet.

The Electric winches are manual 2-speed winches fitted to a SEL-Bus driven motor pack allowing for a third high-speed velocity. The back-up solution, in case you run out of power, is to put a winch handle in the socket and grind. This concept also allows you to upgrade your manual winches to electric at a later stage. The motor packs are powered up by Seldén's Power Supply Unit converting 12/24V to 42V which makes for an efficient and compact design of the motor assembly and thin 6 mm² power cables.




Technical specification

	Power ratio, manual operation		Protrusion below deck including cable clearance, mm	Motor/gearbox diameter, ø mm	Power consumption, W	Cable size, mm ²	Voltage, V
E40	13:1	40:1	145	99	1000	6	42
E46/E52	13:1/15:1	46:1/52:1					
E60/E66	18:1/20:1	60:1/66:1					

	Safe working load (SWL), kN	Electric Cut-off load (ECL), kN	Max. line speed, m/min	Fasteners, S-winch to motor pack (included)	Fasteners, motor pack to boat. Not included. Use Socket head (HEX)
E40	11,2	6,7	54	M8	5 pcs M6
E46/E52	12,9/14,6	9,7	40	M8	5 pcs M8
E60/E66	16,8/18,5	14,7	28	M10	5 pcs M10

E-SERIES

Watch the Self-tailing
in action at full speed




Ordering your Seldén E-series winch

Art. No (excl. SEL-Bus)	Description	Base diameter, ø mm	Drum diameter, ø mm	Height, mm	Line entry height, mm	Weight, kg	Line size, ø mm
475-740-10	E40	152	75	202	103	9,9	8-12
475-746-10	E46	184	90	226	115	13,2	8-14
475-752-10	E52						
475-760-10	E60	245	120	279	138	23,3	8-16
475-766-10	E66						

Contact an authorized Seldén dealer for a quote including SEL-Bus and Power Supply Unit.
Technical information and part numbers are available at www.seldenmast.com/technical information.

Electric upgrades for S-winch

If you wish to upgrade your S-winch to electric drive, just install the motor pack and fit your existing winch on top of it.



The motor packs are powered by Seldén's SEL-Bus system and a Power Supply Unit converting 12/24V to 42V allowing for an efficient and compact design.

Art. No.	Electric motor pack
473-430-10	Upgrades S40 to electric drive
473-530-10	Upgrades S46/S52 to electric drive
473-630-10	Upgrades S60/S66 to electric drive



Synchronized Main Furling – intelligence onboard

A unique interplay between the electric winch and Seldén's electric furling mast forms the ingenious Synchronized Main Furling (SMF). Press one button only and the winch will tension the outhaul simultaneously as the mast motor unfurls the sail from the mast.



DINGHIESKEELBOATSYACHTS

Seldén Mast AB, Sweden

Tel +46 (0)31 69 69 00

e-mail info@seldenmast.com

Seldén Mast Limited, UK

Tel +44 (0)1329 50 40 00

e-mail info@seldenmast.co.uk

Seldén Mast Inc., USA

Tel +1 843-760-6278

e-mail info@seldenus.com

Seldén Mast A/S, Denmark

Tel +45 39 18 44 00

e-mail info@seldenmast.dk

**Seldén Mid Europe B.V.,
Netherlands**

Tel +31 (0)111-698 120

e-mail info@seldenmast.nl

Seldén Mast SAS, France

Tel +33 (0)251 362 110

e-mail info@seldenmast.fr

The Seldén Group is the world's leading manufacturer of mast and rigging systems in carbon and aluminium for dinghies, keelboats and yachts.

Our well known brands are Seldén and Furlex.

The worldwide success of Furlex has enabled us to build a network of over 750 authorised dealers covering the world's marine markets. So wherever you sail, you can be sure of fast access to our service, spare parts and know-how.

Seldén, Furlex and SEL-Bus are registered trademarks of Seldén Mast AB.

www.seldenmast.com

 **SELDÉN**
for sailing