

Updated 3D models and 2D drawings library for Seldén partners.

New library from 2023-05-03

<https://support.seldenmast.com> -> DEALER LOGIN

DEALER LOGIN

PARTNER LOGIN

Please enter email and password to login to our services.

Email:

Password:

Login

New account or forgot password? Click [here](#) to select or reset password.

3D models & 2D drawings
Public CAD library, 3D models, 2D drawings, main dimensions, cut out templates and more

Account details
Online prices
3D models & 2D drawings
Image Bank
Rig facts
Your new rig
Upgrade your boat
Stock item lists
Seldén Tech Talk
Distributors only

Search Item No, name or description

Browse different categories.

SELDÉN SELDENMAST.SE ENGLISH

HOME PRODUCTS TECHNICAL INFORMATION PRESS RELEASES ONLINE SERVICES

PARTNER AREA / 3D-MODELS AND 2D-DRAWINGS

SEARCH LIBRARY




Search Exit

Welcome to our library containing Seldén parts to be fitted on your dinghy, keelboat or yacht
For information about how to search the library and or navigating the menus see this [help document](#).

BROWSE LIBRARY

Boom CX GX Deck hardware Furlax Hydraulic Mast Multihull Pole Rigging Winch

Resources in: /

Item No	Name	Files
 533-029-01	Deck ring C175,F176,C193,F194,CC174,CC192 Main dimensions and deck cut out can be found in drawing PSS560 Position of mast and mast base in relation to deck ring can be found in instruction 595-813-E How to adjust the heel position due to rake and prebend can be found in hints and advice 595-540-E or in instruction 595-956-E	 

Clickable thumbnail

Item No

Description

Name

Links to instructions

Reference search




Files for download

Search library

Write one or more search words in the search box, confirm with Enter or click the Search button.

SEARCH LIBRARY

The search function scans three different areas, Item number ①, Name ② and Description/Info ③

Item No	Name	Files
 533-022-01 ①	② Deck ring C211,F212,C227,F228,CC210,CC226 ③ <i>Main dimensions and deck cut out can be found in drawing PS422 Position of mast and mast base in relation to deck ring can be found in instruction 595-813-E How to adjust the heel position due to rake and prebend can be found in hints and advice 595-540-E or in instruction 595-956-E</i>	 

Space equals AND

| (pipe) equals OR (new search)

All words (one or more) in one search need to exist in any of the three search areas (① ② ③)

Multiple searches can be done using the | (pipe)

Example 1

Search for single word/item number in one search

SEARCH LIBRARY

Example 2

Search for multiple words in one search

SEARCH LIBRARY

Example 3

Search for single words/item number in multiple searches.

SEARCH LIBRARY

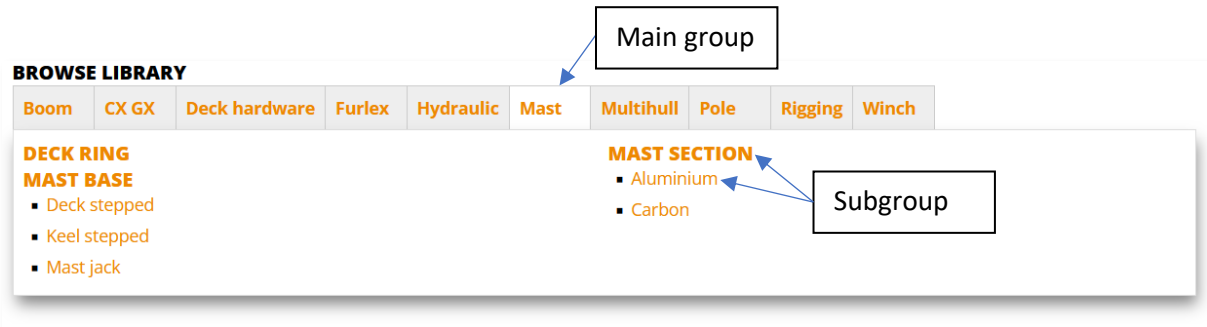
Example 4

Search for multiple words in multiples searches.

SEARCH LIBRARY

Browse library.

Menu



The menu is divided into general groups with max three subgroups, all subgroups are clickable.

Menu path

It is possible to navigate up to a higher level by clicking in the different levels in the path.
 To navigate to a lower level of subgroups the menu needs to be used

