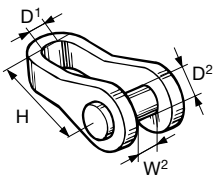
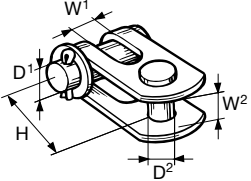
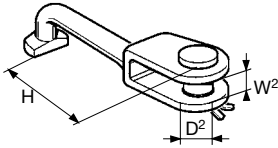
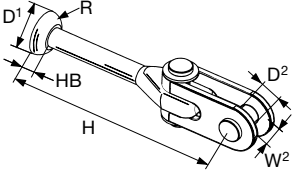
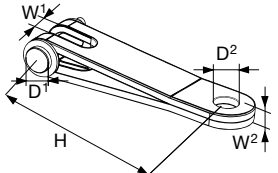


Toggles

Eye/fork toggle	Forestay dia., mm	Art. No.	Length H mm	Ø Clevis pin D ² mm	Fork width W ² mm	Ø Eye D ¹ mm	For rigging screw diam	
 <p>Can be used to lengthen a Furlex system. Fit it underneath the standard fork/fork toggle or at the top end of the Furlex wire.</p>	3	174-101-01	21	6.5	7	7	1/4"	
	3, 4	174-102-01	26	8	8	8	5/16"	
	5	174-103-01	33	9.5	10	10	3/8"	
	6	174-104-01	39	11	12	12	7/16"	
	7	174-105-01	43.5	13	14	14	1/2"	
	8	174-106-01	49.5	15.8	16	16	5/8"	
	10	174-107-01	65	15.8	22	16	3/4"	
		174-132-01	65	19	22	16	3/4"	
		174-125-01	95	19	22	20	7/8"	
		174-134-01	91	19	22	22.5	7/8"	
	174-133-01	95	22	22	23	7/8"		
	174-135-01	91	22	22	23	7/8"		
	174-126-01	120	22	25	23	M24		
Standard Furlex fork/fork toggle	Forestay dia., mm	Art. No.	Length H mm	Ø Clevis pin D ¹ mm	Ø Clevis pin D ² mm	Fork width W ¹ mm	Fork width W ² mm	
	4	517-056-02	25	8	8	7.5	8.5	
	5	517-054-02	30	10	10	10	11	
	6	517-046-02	40	12	10	11	11	
	7	517-047-02	40	12	12	11	12.5	
	8	517-048-02	50	14	14	14	12.5	
	10	517-060-04	55	16	16	14	16	
	12	517-052-02	65	19	19	20.5	21	
	14	517-053-02	80	22	22	20.5	23	
16	517-074-02	85	25	22	22	26		
T/fork toggle	Forestay dia., mm	Art. No.	Length H mm	Ø Clevis pin D ² mm	Fork width W ² mm			
 <p>Needed to connect the Furlex to a Seldén backing plate for T-terminals.</p>	4	174-127-01	68	8	8			
	5	174-128-01	80	9.5	10			
	6	174-122-01	93	11	12			
	7	174-123-01	100	13	14			
	8	174-124-01	112	15.8	16			
Stemball/eye toggle with fork/fork toggle	Forestay dia., mm	Art. No.	Length H mm	Ø Clevis pin D ² mm	Fork width W ² mm	Height HB mm	Radius R mm	Ø Stemball D ¹ mm
 <p>Needed when fitting Furlex to some masts of other origin than Seldén.</p>	5	517-065-01	138	10	11	8.5	10	26
	6	517-066-01	152	10	11	8	10	26
	7	517-067-01	157	12	12.5	9	15	34
	7	517-097-01	153	12	12.5	11	13	26
	8	517-068-01	197	14	15.5	9	15	34
	10	517-068-02	202	16	16	9	15	34
	12	517-069-01	226	19	21	8.5	15	34
Eye/fork extension link*	Forestay dia., mm	Art. No.	Length H mm	Ø Clevis pin D ¹ mm	Fork width W ¹ mm	Ø Eye D ² mm	Gauge W ² mm	
	6	517-063-01	90	12	11	12	6	
	7	517-063-01	90	12	11	12	6	
	8	517-062-01	130	16	14	16.5	10	
	10	517-062-01	130	16	14	16.5	10	
	12	517-075-01	190	19	20.5	20	12	
	14	517-076-01	190	22	20.5	22.5	16	

* If the boat is fitted with a bow anchor, it may be necessary to permanently raise the lower bearing assembly for anchor clearance. A selection of extension links are available. If the lower bearing assembly is raised by means of an extension link, a Furlex fork/fork toggle, should be fitted between the link and the forestay attachment. This in order to secure proper articulation in all directions.