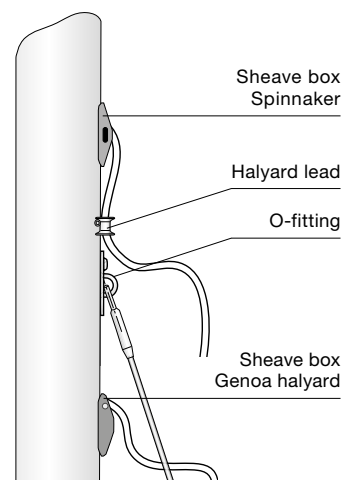
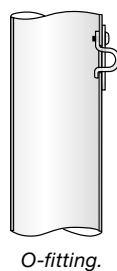



Forestay fittings and halyard routing

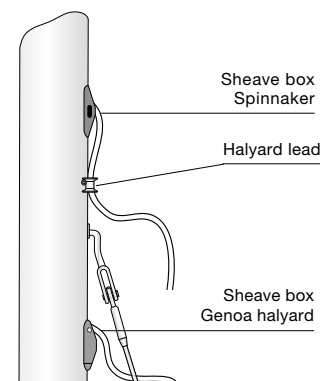
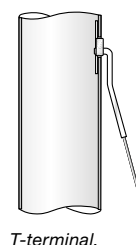
Cutter stay on masthead rigs



O-fittings


Wire dia. mm	Fitting	Art. No.	Limits	To be combined with...					
				Genoa box single	Genoa box double	Spinnaker box single	Spinnaker box double	Single halyard load	Double halyard lead
4 5	O-22	517-904-01	Max F212, C245 R232, R260 R290	505-004-10	505-053-01	505-004-10	505-053-01	508-159-01	2 x 508-159-01
6	O-35	517-905-01		505-016-10		505-016-10			
7	O-50	517-911-01	Max F212, C264 Ej E274, R232, R260, R290			505-015-10			508-120-01 or 508-734-01*
8	O-50	517-911-01	Max C227	505-015-10	505-059-01		505-059-01		

For more information about halyard leads, see page 26.



Backing plates for T-terminals, forestay applications

(Backing plates for lateral rigging, see page 173)

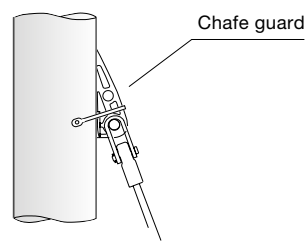


Note. Never put a forestay fitting or a halyard box in the tapered area. Applies to masts with E-sections where the weld for the taper is on the forward side of the mast.

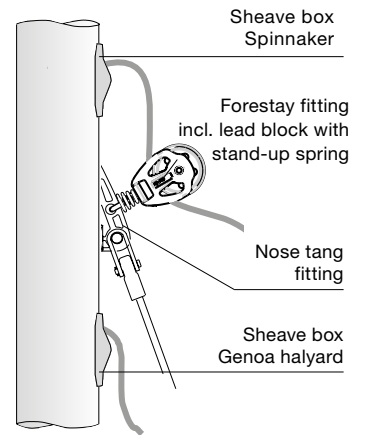
Wire dia. mm	Art. No.	To be combined with...					
		Genoa box single	Genoa box double	Spinnaker box single	Spinnaker box double	Single halyard lead	Double halyard lead
3	507-553-01*	505-004-10	505-053-01	505-072-01	505-053-01	508-159-01	2 x 508-159-01
4	507-551-01*						
5	507-552-01*						
6	507-560-01*	505-016-10		505-016-10			
6/R-sections	507-600-02*						
7				505-015-10			508-120-01 or 508-734-01**
7/E274	507-601-01						
8/E274	507-582-01						

* Min F176

** Intended only for rope (not rope/wire).



Nose tang with chafe guard. To be used where the halyard is led above the nose tang. On fractional rigs with a single box for the spinnaker halyard, a good solution is to have its lead block attached to the forestay fitting. Seldén offers complete kits with forestay fitting, including the appropriate lead block. Seldén also offers sheave box kits complete with fasteners.



Nose tang fittings, incl. toggle

Wire dia. mm	Description	Art. No.	Toggle length mm	To be combined with...						Single halyard lead	Double halyard lead
				Spring for spinnaker block	Genoa box single	Genoa box double	Spinnaker box single	Spinnaker box double			
6	Nose tang fitting/toggle	517-923-03	40	308-074	505-016-10	505-053-01	505-016-10	505-053-01	508-159-01 or 508-847-01	2x 508-159-01 or 508-734-01*	
	Nose tang fitting/toggle/chafe guard	517-923-07									
	Nose tang fitting/toggle/lead block	517-923-01									
7	Nose tang fitting/toggle	517-923-04									
	Nose tang fitting/toggle/chafe guard	517-923-08									
	Nose tang fitting/toggle/lead block	517-923-02									
8	Nose tang fitting/toggle	517-924-03	50		505-015-10	505-059-01	505-015-10	505-059-01		2x 508-128-01 or 508-735-01*	
	Nose tang fitting/toggle/chafe guard	517-924-05									
	Nose tang fitting/toggle/lead block	517-924-08									
10	Nose tang fitting/toggle	517-924-04	55		505-015-10			505-059-01	508-128-01 or 508-848-01		
	Nose tang fitting/toggle/chafe guard	517-924-06									
	Nose tang fitting/toggle/lead block	517-924-09									
12	Nose tang fitting/toggle	517-925-02	65	308-037	505-015-10 RM<120 kNm	505-059-01 RM<120 kNm	505-038-01 RM<120 kNm	505-051-01 RM<120 kNm		2x 508-128-01** or 508-839-01	
	Nose tang fitting/toggle/chafe guard	517-925-03									
	Nose tang fitting/toggle/lead block	517-925-05									
14	Nose tang fitting/toggle	517-915-02	80		505-038-01	505-051-01	505-038-02 RM<160 kNm	505-051-02 RM<160 kNm			
	Nose tang fitting/toggle/chafe guard	517-915-03									
16	Nose tang fitting/toggle	517-942-02		-	508-038-02	505-051-02	505-116-01	505-113-01	-	508-837-01	
	Nose tang fitting/toggle/chafe guard	517-942-03									


* Intended only for rope (not rope/wire). ** Only to control genoa halyards.

The routing of halyards is always important, but particularly so on yachts with jib furling and reefing systems.

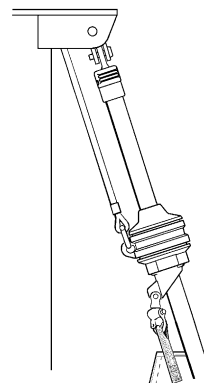
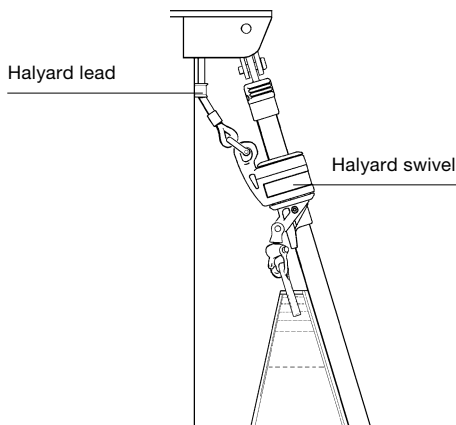
A properly installed halyard box provides optimum halyard routing. Seldén offers a complete range of halyard boxes. You can choose between our range of single- or double halyard boxes shown in the table on the next page. You can also use halyard leads (see below).

Seldén halyard leads are made from chromed bronze, so that the relatively soft bronze will not damage a stainless steel wire halyard. The halyard leads are easily retrofitted to an existing mast.

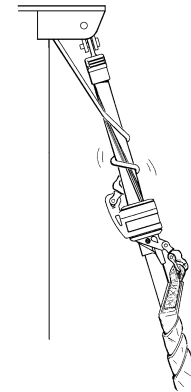
On yachts with furling systems, correct halyard routing ensures that the halyard does not wrap around the fore-stay extrusion when furling the foresail.




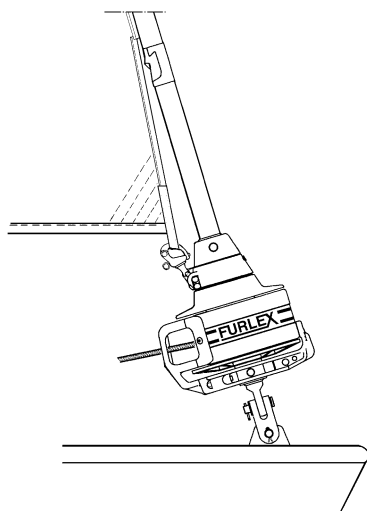
Masthead headbox for C211-C301 and F212-F406. The headbox fitting has a gently rounded lead for a masthead spinnaker and gennaker. The separator is slightly angled at its front end to lead the halyard on to the sheave.



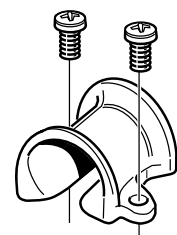
Unproper halyard routing leads to...



... halyard wrap!



The halyard leads can be fitted side by side or moved round the side of the mast if there is a lack of space



The halyard leads come with an insulating sheet and fasteners.

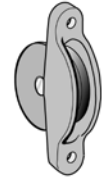
Sheave boxes, slot fittings

Max rope dia., mm	Max Wire/rope dia., mm	Description	Art. No.	Pin safe work load, kN	Width of slot	Remark
8	-	Sheave box 35 x 10 (composite), screw fix	505-061-02	7		
8	-	Sheave box 35 x 10 (composite), rivet fix	505-061-03	7		
12	-	Sheave box 45 x 13 (composite), rivet fix	505-072-01	8		
12	10/4	AL-45 kit	505-004-10	8		Min C156
12	10/5	AL-70 kit	505-016-10	12		Min F176
12	10/5	C70 kit* (composite)	505-067-10	15		Min C156
12	10/5	Double sheave box Ø 70 x 13 (AL, pop rivets)	505-053-01	12		Min F194 Min C156
12	10/5	Double sheave box Ø 70 x 13 (AL, screws)	505-053-03	12		Min F194 Min C156
16	14/7	AL-90 kit	505-015-10	25		Min F212
16	14/7	Double sheave box Ø 90 x 16 (AL)	505-059-01	25		Min F228
20	16/8	Sheave box Ø 130 x 20, aft (ST)	505-038-01	25		Min F286
20	16/8	Sheave box Ø 130 x 20, aft, extra wide (ST)	505-055-01	25		Min F286
20	16/8	Double sheave box Ø 130 x 20, aft (ST)	505-051-01	25		Min F324
20	16/8	Sheave box Ø 130 x 20, forward (ST)	505-042-01	25		Min F286
20	16/8	Sheave box Ø 130 x 20, aft (ST)	505-038-02	32		Min F286
8	8/4	Slot fitting, small (ST)	505-017-01		10	
14	12/5	Slot fitting, medium (ST)	505-014-01		14	
16	14/7	Slot fitting, large (ST)	505-021-01		18	
20	16/8	Slot fitting, x-large (ST)	505-025-01		24	

* Spinnaker halyard/lift box; always combine with halyard lead.

AL = Aluminium

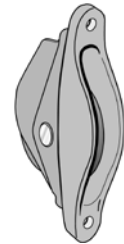
ST = Stainless steel



AL-45, Art. No. 505-004-10.



AL-70, Art. No. 505-016-10.



AL-90, Art. No. 505-015-10.

Available as complete kits including fasteners and assembly instructions.



The "aft" sheave box is fitted above the "forward" sheave box in order to avoid halyard wear.

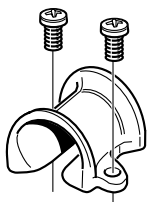


Slot fittings reduce friction and avoid wear from the wire halyards on the mast extrusion.

Halyard leads

Fitted below a halyard box, the halyard lead prevents a spinnaker halyard, gennaker halyard or Code 0 halyard from chafing against the edges of the box. Also used to lead a jib halyard correctly from a furling system to the halyard box preventing halyard wrap.

Max. dia., mm			Max RM Fractional kNm	Max RM Top hoisted kNm	Remarks
Rope	Wire/rope	Halyard lead Art. No.			
12	10/5	508-159-03R	13	15	Single halyard lead in chromed bronze, including Ø 5.3 mm self-tapping screws and insulating plate. Not to be used for a Code 0 halyard.
20	16/8	508-128-03R			Single halyard lead in chromed bronze, including Ø 5.3 mm self-tapping screws and insulating plate. Not to be used for a Code 0 halyard.
12	-	508-734-01	50	57	Double halyard lead fitting in stainless steel. Includes pop rivets. The fitting is to be lacquered inside to insulate it from the mast. This fitting must only be used with rope (not wire halyards). Intended for C137-F212.
14	-	508-735-01	75	85	Double halyard lead fitting in stainless steel. Includes pop rivets. The fitting is to be lacquered inside to insulate it from the mast. This fitting must only be used with rope (not wire halyards). Intended for C227-F286.
12	-	508-847-01	45	50	Single halyard lead fitting in stainless steel. Includes pop rivets. The fitting is to be lacquered inside to insulate it from the mast. This fitting must only be used with rope (not wire halyards). Intended for C137-F212.
14	-	508-848-01	65	72	Single halyard lead fitting in stainless steel. Includes pop rivets. The fitting is to be lacquered inside to insulate it from the mast. This fitting must only be used with rope (not wire halyards). Intended for C227-F286.
14	-	508-839-10	110	125	Double halyard lead fitting in stainless steel. Includes fasteners and insulating washer. This fitting must only be used with rope (not wire halyards). Intended for C304-F305.
14	-	508-839-01	140	157	Double halyard lead fitting in stainless steel. Includes fasteners and insulating washer. This fitting must only be used with rope (not wire halyards). Intended for C321-F324.
16	-	508-837-10	180	200	Double halyard lead fitting in stainless steel. Includes fasteners and insulating washer. This fitting must only be used with rope (not wire halyards). Intended for C365-F370.
16	-	508-837-01	310	340	Double halyard lead fitting in stainless steel. Includes fasteners and insulating washer. This fitting must only be used with rope (not wire halyards). Intended for F406.
14	-	508-930-01	144	163	Single halyard lead fitting in stainless steel. Includes fasteners. The fitting is to be lacquered inside to insulate it from the mast. This fitting must only be used with rope (not wire halyards). Intended for C304-C321, F305-F406.
16	-	508-931-01	218	247	Single halyard lead fitting in stainless steel. Includes fasteners. The fitting is to be lacquered inside to insulate it from the mast. This fitting must only be used with rope (not wire halyards). Intended for C365, F370-F406.



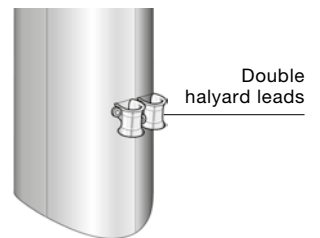
Single halyard lead,
Art. No. 508-159-03R
Art. No. 508-128-03R



Double halyard lead,
Art. No. 508-734-01



Double halyard lead,
Art. No. 508-735-01



Single halyard lead,
Art. No. 508-847-01



Single halyard lead,
Art. No. 508-848-01.
508-930-01
508-931-01



Double halyard lead,
Art. No. 508-837-01/-10

Quick sail handling with barber haulers for the halyards

Being able to change the spinnaker set from fractional to masthead in a few seconds can be crucial for the racing sailor. Seldén has developed a system of barber haulers to achieve this. When tightened, the spinnaker has a fractional set. When released, the spinnaker reverts to masthead set.

The halyards run through barber hauler rings and are used for spinnakers and jibs, enabling just two halyards to achieve four functions. What foredeck crew would not appreciate having fewer lines to deal with?

The barber haulers are smaller diameter than the halyards, which saves weight aloft.



Masthead hoist



Fractional hoist

