

Head fittings

Seldén has developed head fittings for both tapered and untapered masts. Both provide unparalleled functionality with many mainsail halyard lead options.

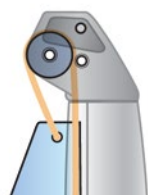
Tapered masthead fitting

The Seldén tapered masthead fitting offers standard, 2:1 and sealed head main halyard lead options. It is a super-lightweight casting, with low windage insets for the clevis pin. The fitting is also used with an adaptor on the head of Series 3 and 4 carbon masts.

The three pin locations in the masthead casting allow you to select the most appropriate main halyard configuration for your boat:



- Traditional single part internal main halyard.**
- Fit the sheave using the clevis pin through the front lower locating hole.
 - Thread the halyard through the casting from back to front, before attaching to the drawline and feeding down the mast tube.



- Single part main halyard for sealed masthead.**
- Thread the main halyard down inside the sail track.
 - Fit the sheave using the clevis pin through the aft locating hole.

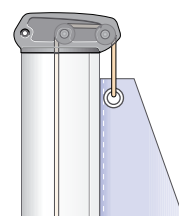


- Main halyard with 2:1 purchase.**
- Thread the halyard and fit the sheave in the appropriate position, as above.
 - Dead-end the halyard using the top hole in the casting.
 - Attach the halyard to the mainsail with a smooth-finished shackle to avoid halyard wear.

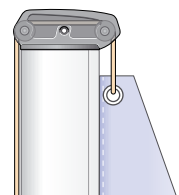
Untapered masthead fitting

The Seldén untapered masthead fitting has been designed to offer the ultimate in functional modular mast componentry. Manufactured from an inert, hard-wearing composite material, it has three halyard lead options and includes an integral burgee clip.

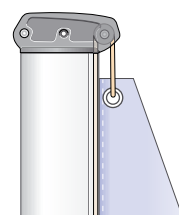
Section adaptors enable the masthead to fit the majority of the Seldén range of sections.



- Single part main halyard for sealed masts, through luff groove.**
- Use only the aft sheave position.
 - Run halyard over sheave and down the luff groove.



- Basic main halyard for sealed masts, external.**
- Use aft and forward sheave positions.
 - Run single part halyard over both sheaves and back down the front of the mast.



- Traditional single part internal main halyard for unsealed masts.**
- Use aft and centre sheave positions and remove breakout in masthead.
 - Thread halyard over both sheaves then down through the mast section.

Art. No.	Description	Art. No.	Description
	501-218-01 Carbon masthead assembly with 2:1 option. Can be used for internal and external halyards. Replaces 501-213-01.		504-360-01 Masthead sheave and pin assembly
	501-099-01 Masthead fitting for untapered sections (section adaptor required)		501-212 Carbon adaptor
	504-360 High-load main halyard sheave (21 mm x 9 mm x 4 mm bore)		508-475 Burgee clip