

Sail entry,

C-sections

The sail entry gate is designed for use with our MDS cars or with conventional sail slides. When using it with MDS cars, you simply remove the sail entry gate when installing or removing the cars. When using it with conventional slides, use the spring-loaded mid section of the sail entry gate.



Sail entry gate C156-C304, Art. No. 505-519-01



Sail entry gate easily removed to fit or remove Seldén MDS cars.



Sail entry gate designed for use with Seldén MDS cars or conventional sail slides. For detailed information about our conventional sail slides, please see *Sailmakers Guide*, www.seldenmast.com.

Bolt rope extrusion and sail entry

Sails with bolt rope can be used in our C-sections. A new sail feeder is assembled approximately 700 mm above the boom bracket. The PVC bolt rope extrusion is fed into the standard luff groove.



Mast section	Bolt rope extrusion Art. No. and length	Sail entry Art. No.
C156-C304	535-710 (6000 mm)	505-526-01

The MDS full-batten concept for C-sections




See Seldén MDS in action.

Full support in all directions

As the name implies, Seldén's MDS (Multi-Directional Support) cars are supported in all directions, making sail handling simpler. A full batten always creates a side load on the cars, particularly when you release the halyard for taking a reef. Each car has side-load absorbing wheels that run against the guiding flanges in the luff groove. The interaction between the mast section and the MDS car deals with longitudinal loads, as well as side loads. This is the essence of the MDS concept. Since the cars need no external track, there is also less weight aloft.

The MDS cars are easy to keep clean and are easy to install or remove from the luff groove.

The MDS system is a suitable complement to the Seldén Single Line Reef boom. With such a combination on board, you have a simple and easily manoeuvred system for handling the mainsail in all weathers.



Side-load absorbing wheel

Guide flange

- 1) Breaking load 4 kN.
- 2) Breaking load 6 kN.
- 3) Breaking load 9 kN.
- 4) Breaking load 13.5 kN.
- 5) Breaking load 25 kN.
- 6) Measurement see: Fig 1.

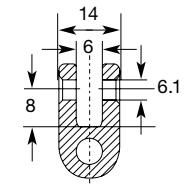


Fig 1.
Art. No. 511-723.

Parts and RM-limits

Mast section	Assembly Art. No.	Max RM kNm				Parts Art. No.	Parts Art. No.	
		Monohull Mast-head	Fractional	Multihull Mast-head	Fractional			
Head-board	C156, C175 C193, C211 C227, C245	511-707-01	90	70	122	95	511-707	166-234-01
	C264 C285 C304	511-708-01	160	120	215	162	511-708	
	C321 C365	511-728-01	250	200	335	270	511-728	165-504-01
Head-board car	C156 C175 C193	511-702-04 ¹⁾	55	40	75	54	511-707-01	511-702-02
	C211 C227 C245	511-701-04 ²⁾	90	70	122	95		511-701-02
	C211, C227 C245, C264 C285, C304	511-701-06 ³⁾ 511-717-06 (MDS 68 ALU)	160 330	120 250	215 440	162 330	511-708-01	
	C321 C365	511-730-06 ⁴⁾ (MDS 80) 511-731-06 ⁵⁾ (MDS 80HD)	250 550	200 450	335 750	270 600	511-728-01	511-730-02 (MDS 80) 511-731-02 (MDS 80HD)

MDS 45



Headboard assembly,
Art. No. 511-702-04



Full-batten car,
Art. No. 511-702-03



Intermediate sail car,
Art. No. 511-702-02
Incl. bushing for webbing,
Art. No. 511-719

MDS 68/68ALU



Headboard assembly,
Art. No. 511-701-04
Art. No. 511-717-06 (ALU)



Full-batten car,
Art. No. 511-701-03
Art. No. 511-717-03 (ALU)



Intermediate sail car,
Art. No. 511-701-02
Art. No. 511-717-02 (ALU)
Incl. bushing for webbing,
Art. No. 511-719

MDS 80/80HD


























Headboard assembly,
Art. No. 511-730-06
Art. No. 511-731-06 (HD)



Full-batten car,
Art. No. 511-730-03/511-730-09
Art. No. 511-731-03/
511-731-09 (HD)



Intermediate sail car,
Art. No. 511-730-02
Art. No. 511-731-02 (HD)

Mast section	Assembly Art. No.	Max RM kNm				Parts Art. No.	Parts Art. No.
		Monohull		Multihull			
		Mast-head	Fractional	Mast-head	Fractional		
Batten car C156 C175 C193	511-702-03 	90	70	122	95	511-702-02 	511-712-01 (M10) 
	511-702-08 						511-723 ⁶⁾ 
C211, C227 C245, C264 C285, C304	511-701-03 511-717-03 (MDS 68ALU) 	160 450	120 335	215 600	162 470	511-701-02 (MDS 45) 	511-712-01 (M10) 
	511-701-08 (MDS 68) 511-717-08 (MDS 68ALU) 						511-723 ⁶⁾ 
C321 C365	511-730-03 (M10) (MDS 80) 511-730-09 (M12) (MDS 80) 511-731-03 (M10) (MDS 80HD) 511-731-09 (M12) (MDS 80HD) 	250 550	200 450	335 750	270 600	511-730-02 511-731-02 (MDS 80HD) 	511-727-02 (M10) 511-727-01 (M12) 
Sail car C156, C175, C193 C211, C227, C245 C264, C285, C304	511-702-02 	90	70	122	95	511-702-01 (MDS 45) 	153-118  511-719 
	511-701-02 ²⁾ (MDS 68) 511-717-02 (MDS 68ALU) 	160 450	120 335	216 660	162 470	511-701-01 (MDS 68) 511-717-01 (MDS 68ALU) 	153-117  511-719 
	511-730-01 (MDS 80) 511-731-01 (MDS 80HD) 	250 550	200 450	335 750	270 600	511-730-01 (MDS 80) 511-731-01 (MDS 80HD) 	153-139 